

BY FAX / POST *ad*

Government of Odisha
Food, Supplies & Consumer Welfare Department

No.EC-IR-1/2013 15629-1 Bhubaneswar, dated, the 12.9.13

From

Smt. Manjulata Swain,
Deputy Secretary to Government.

To

The M.D., OSCSC Ltd., Bhubaneswar.
All Collectors.

Sub: State pool allotment of BPL rice for SC & ST Hostel for the month of October, 2013.

Sir,

I am directed to communicate district wise allotment of 6530.460 MT of BPL rice for S.T. & S.C. Hostels, for the month of October, 2013 as per the quantity mentioned against each in the annexure enclosed. The scale of entitlement will be limited to 15 kg. per inmate per month @ Rs.1/- per kg. uniformly. This allotment will be lifted from own CMR as no allocation of rice under the said scheme for the balance period of the year 2013-14 has been released by Government of India.

2. All other terms and conditions will remain unaltered. This allocation may be distributed only amongst the S.T. & S.C. Hostels as per the list provided by the S.T. & S.C. Development Department on the basis of intake capacity and number of inmates approved by the S.T. & S.C. Development Department. A copy of district wise list of ST / SC Boarders sent by ST / SC Development Department for the year, 2013-14 is enclosed for reference.

3. There will be no diversion of rice from other schemes henceforth.

4. Institutions should be given entitlement cards to enable them to draw rice. The officers of concerned Department will certify utilization of stock for bonafide purpose in the card every month.

5. In case, closing stock is available with the institutions, equal quantity will be reduced from the allocation for the next month.

Yours faithfully,

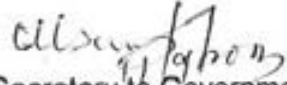
Manjulata Swain

Deputy Secretary to Government.

By FAX / POST

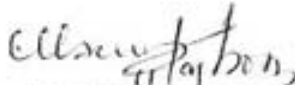
Memo No. 15630 / Bhubaneswar, dated, the 12.9.13

Copy along with the copy of Annexure forwarded to G.M., F.C.I., Khadya Bhawan, Vanivihar, Bhubaneswar for information.


Deputy Secretary to Government.


Memo No. 15631 / Bhubaneswar, dated, the 12.9.13

Copy along with the copy of Annexure forwarded to S.C. & S.T. Development Department / G.M. (PDS), Odisha State Civil Supplies Corporation Ltd., Bhubaneswar/ All C.S.O.s / All D.S.W.Os for information and necessary action.


Deputy Secretary to Government.

Memo No. 15632 / Bhubaneswar, dated, the 12.9.13

Copy along with the copy of Annexure forwarded to the Assistant Director (Q.C.)/ P&L Section/ Food Security Section / Computer Cell / I.M.U. Section / G.F. (5 copies) for information and necessary action.


Deputy Secretary to Government.

Memo No. 15633 / Bhubaneswar, dated, the 12.9.13

Copy along with the copy of Annexure forwarded to P.S. to Minister, F.S.&C.W., Odisha / P.S. to Chief Secretary, Odisha / P.S. to Commissioner-cum-Secretary, F.S. & C.W. Department for information of Hon'ble Minister, F.S. & C.W. Odisha/ Chief Secretary, Odisha / Commissioner-cum-Secretary, F.S. & C.W. Department for information and necessary action.


Deputy Secretary to Government.

Fat

**Allotment of BPL rice at BPL rate for S.C. & S.T. Hostels
for the month of October, 2013 (State pool).**

(Fig. in M.T.)

Sl. No.	Name of the Districts.	Number of ST & SC Boarders	Allotment of rice per month.
1.	Angul	5362	80.430
2.	Balasore	7890	118.350
3.	Bargarh	8122	121.830
4.	Bhadrak	505	7.575
5.	Bolangir	5838	87.570
6.	Boudh	1665	24.975
7.	Cuttack	3851	57.765
8.	Deogarh	1860	27.90
9.	Dhenkanal	5816	87.240
10.	Gajapati	14552	218.280
11.	Ganjam	6130	91.950
12.	Jagatsinghpur	872	13.080
13.	Jajpur	5847	87.705
14.	Jharsuguda	4428	66.420
15.	Kalahandi	13666	204.990
16.	Kandhamal	25598	383.970
17.	Kendrapara	1183	17.745
18.	Keonjhar	30911	463.665
19.	Khurda	4475	67.125
20.	Koraput	46122	691.830
21.	Malkangiri	34215	513.225
22.	Mayurbhanj	55682	835.230
23.	Nawarangpur	36034	540.510
24.	Nayagarh	4758	71.370
25.	Nuapada	12140	182.100
26.	Puri	1121	16.815
27.	Rayagada	41413	621.195
28.	Sambalpur	16380	245.700
29.	Sonepur	2030	30.450
30.	Sundargarh	36898	553.470
	TOTAL :-	435364	6530.460


 Deputy Secretary to Government.

37

Govt. - 986
31/8/2013

GOVERNMENT OF ODISHA
ST & SC DEVELOPMENT DEPARTMENT

2 / AUG 2013

No. 28756 /SSD., Bhubaneswar Date. 26th August, 2013.
Sch.Pre-RS-18/2012 (II)

From

Sri Ramesh Ch. Sai, O.A.S
Director, SC Welfare

To

Additional Secretary to Government
Food Supplies & Consumer Welfare Department ✓

U/S on file
[Signature]

Sub:- District-wise list of ST/SC boarders of ST & SC Dev. Department Hostels and Educational Complexes and monthly requirement of BPL rice for boarders for the year 2012-13.

Sir,

B.
S.M.
29/8/13

I am directed to send herewith the consolidated list of District-wise number of SC & ST Boarders staying in Hostels and Educational Complexes of this Department and corresponding monthly requirement of subsidized (BPL rice) for the year 2013-14 as received from the concerned District Welfare Officers.

You are, therefore, requested to please take necessary steps for allocation of subsidized rice to the Districts on the basis of the present consolidated District-wise list enclosed with this letter under intimation to this Department.

Yours faithfully,

[Signature]
Director, SC Welfare

By Fax/E-mail

Memo No. _____ /SSD., Dated.

Copy alongwith copy of the District-wise requirement of subsidized rice for ST & SC Dev. Department Hostels and Educational Complexes for 2013-14 forwarded to all Collectors/ all DWOs for information and necessary action.

[Signature]
Director, SC Welfare

36

**District-wise number of ST & SC Boarders and monthly requirement of
BPL rice for ST/SC Hostels of ST & SC Dev. Deptt.
including Educational Complexes for the year 2013-2014**

Sl. No.	Name of the Districts	Numbers of ST & SC Boarders	Monthly Reqt. (in Qtl.)
1	2	3	4
1	Angul	5362	804.30
2	Balasore	7890	1183.50
3	Baragarh	8122	1218.30
4	Bhadrak	505	75.75
5	Bolangir	5838	875.70
6	Boudh	1665	249.75
7	Cuttack	3851	577.65
8	Deogarh	1860	279.00
9	Dhenkanal	5816	872.40
10	Gajapati	14552	2182.80
11	Ganjam	6130	919.50
12	Jajpur	5847	877.05
13	Jagatsinghpur	872	130.80
14	Jharsuguda	4428	664.20
15	Kalahandi	13666	2049.90
16	Kandhamal	25598	3839.70
17	Kendrapada	1183	177.45
18	Keonjhar	30911	4636.65
19	Khurda	4475	671.25
20	Koraput	46122	6918.30
21	Malkangiri	34215	5132.25
22	Mayurbhanj	55682	8352.30
23	Nabarangpur	36034	5405.10
24	Nayagarh	4758	713.70
25	Nuapada	12140	1821.00
26	Puri	1121	168.15
27	Rayagada	41413	6211.95
28	Sambalpur	16380	2457.00
29	Subarnapur	2030	304.50
30	Sundargarh	36898	5534.70
Total		435364	65304.60