

GOVERNMENT OF ODISHA

FOOD SUPPLIES & CONSUMER WELFARE DEPARTMENT

No - 25719 FS & CW Dated 20/12/2017
OSWAS-09591400082017

From:

Shri D.K. Sahoo,
AD (FS)-cum-Joint Secretary

To,

All Collectors.

Sub: District-wise allotment of food grains (Rice) for Welfare Institutions & Hostels for the period October 2017 to March 2018.

Madam/Sir,

In supersession to all earlier letters issued from this Department on Allotment of Rice under Welfare Institutions/Hostels with effect from October 2017, I am directed to communicate the district wise allocation of **54,446.025 MT of rice** from Central Pool for 6,10,727 residents/boarders in the 4,332 Welfare Institutions/Hostels, which have been registered in the web portal of FS & CW Department (www.pdsodisha.gov.in), through their respective Administrative Departments by 30th of September 2017, for the period from **October 2017 to March 2018** as per enclosure at **Annexure-I**.

The allotment for all the Institutions/Hostels has been calculated @ 15 Kgs per boarder per month. Concerned Administrative Departments shall distribute rice to Child Care institutions @ 8.5 Kgs per boarder per month. The issue price of Rice under the above scheme for the Welfare Institutions/Hostels under the following Administrative Departments are as under:

SL NO	WELFARE INSTITUTIONS/HOSTELS UNDER ADMINISTRATIVE DEPARTMENT	DISTRIBUTION PRICE PER KG (IN RS.)
1	ST/SC	1.00
2	SSEPD	5.65
3	SME	1.00
4	WCD	5.65

The cost deposited by the concerned Welfare Institutions/Hostels in excessive of the above issue price (i.e. as fixed earlier @ Rs. 6.30 and 9.30 per Kg.) against the allocation of October to December 2017, will be refunded to the concerned Welfare Institutions/Hostels on submission of UCs through their Administrative Departments. The mode of submission of UCs has been mentioned in the last para of this letter.

It is requested that all administrative Departments should ensure data updation of Welfare Institutions/Hostels Scheme i.e. indicating in the drop-down of the web form "Institution Entry", the Institution/Hostel type, either as AI (Adult Institution) or CCI (Child Care Institution) and save it. The user manual has been enclosed at **Annexure-IV** for kind reference. The task is to be completed by 31st December 2017 for view by Government of India.

The Guidelines communicated by Government of India in the matter has been enclosed at Annexure-II for reference. It is requested to comply with all the parameters set by Government of India and submit quarterly reports/UCs to this Department in the Government of India format enclosed at Annexure-III, by 7th April 2018 for onward transmission to Government of India.

Yours faithfully



AD (FS)-cum- Joint Secretary

FAX/POST

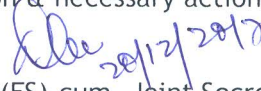
Memo No

25720

Date

20/12/17

Copy forwarded to the Principal Secretary to Government, S&ME/SSEPD Department/the Commissioner-cum-Secretary to Government, ST/SC/W&CD Department/ Managing Director, OSCSC Ltd, Bhubaneswar for kind information & necessary action.



AD (FS)-cum- Joint Secretary


Memo No

25721

Date

20/12/17

Copy forwarded to the Under Secretary to Government of India, Ministry of Consumer Affairs, Food & Public Distribution, Department of Food & Public Distribution, Krishi Bhawan, Rafi Marg, New Delhi, 110001 with reference to letter No F.No. 9-5/2014/BP-II, Dated 1st September 2017 & 9th September 2017, for kind information.



AD (FS)-cum- Joint Secretary

Annexure-I

District wise allotment of Food grains (Rice) for Welfare Institutions & Hostels for the period October 2017 to March 2018

SL NO	DISTRICT	SCST			SSEPD			SME			W & CD			Total		
		NUMBER OF INSTITUTIONS	BOARDERS PRESENT CAPACITY	RICE IN MT	NUMBER OF INSTITUTIONS	BOARDERS PRESENT CAPACITY	RICE IN MT	NUMBER OF INSTITUTIONS	BOARDERS PRESENT CAPACITY	RICE IN MT	NUMBER OF INSTITUTIONS	BOARDERS PRESENT CAPACITY	RICE IN MT	NUMBER OF INSTITUTIONS	BOARDERS PRESENT CAPACITY	RICE IN MT
1	ANGUL	43	6960	626.379	0	0	0.000	2	200	17.999	11	342	30.779	56	7502	675.157
2	BALASORE	58	9534	858.031	3	119	1.071	3	300	26.999	16	1486	133.736	80	11439	1,019.837
3	BARAGARH	65	8656	779.014	9	522	4.698	5	450	40.499	9	391	35.189	88	10019	859.399
4	BHADRAK	7	830	74.698	6	359	3.231	1	100	9.000	8	486	43.739	22	1775	130.667
5	BOLANGIR	41	7838	705.396	6	431	3.879	13	1300	116.996	7	220	19.799	67	9789	846.071
6	BOUDH	18	2346	211.133	0	0	0.000	3	300	26.999	4	208	18.719	25	2854	256.851
7	CUTTACK	22	4742	426.766	6	233	2.097	1	39	3.510	25	1076	96.837	54	6090	529.209
8	DEOGARH	14	2333	209.963	0	0	0.000	2	200	17.999	4	76	6.840	20	2609	234.802
9	DHENKANAL	45	8201	738.065	4	210	1.890	1	100	9.000	7	256	23.039	57	8767	771.994
10	GAJAPATI	173	24534	2,207.986	2	136	1.224	8	741	66.688	8	362	32.579	191	25773	2,308.477
11	GANJAM	48	6323	569.051	7	473	4.257	18	1716	154.435	14	537	48.328	87	9049	776.071
12	JAGATSINGHPUR	3	937	84.327	0	0	0.000	0	0	0.000	4	161	14.490	7	1098	98.817
13	JAJPUR	32	6254	562.841	1	77	0.693	2	200	17.999	5	240	21.599	40	6771	603.133
14	JHARSUGUDA	40	5207	468.614	5	377	3.393	0	0	0.000	3	113	10.170	48	5697	482.177
15	KALAHANDI	76	16969	1,527.159	2	145	1.305	14	1434	129.056	8	302	27.179	100	18850	1,684.699
16	KANDHAMAL	233	36323	3,268.961	2	184	1.656	12	1150	103.497	21	1111	99.987	268	38768	3,474.100
17	KENDRAPARA	8	1539	138.505	2	80	0.720	0	0	0.000	7	304	27.359	17	1923	166.584
18	KEONJHAR	339	40202	3,618.059	4	248	2.232	12	1200	107.996	10	580	52.198	365	42230	3,780.486
19	KHORDHA	42	11858	1,067.184	17	969	8.721	4	160	14.400	25	976	87.837	88	13963	1,178.142
20	KORAPUT	377	51843	4,665.714	2	166	1.494	14	1400	125.996	12	347	31.229	405	53756	4,824.433
21	MALKANGIRI	214	38931	3,503.673	1	100	0.900	8	776	69.838	7	480	43.199	230	40287	3,617.609
22	MAYURBHANJ	594	85053	7,654.515	6	478	4.302	29	2880	259.191	14	427	38.429	643	88838	7,956.437
23	NAWARANGPUR	258	42759	3,848.182	0	0	0.000	11	1100	98.997	15	562	50.578	284	44421	3,997.757
24	NAYAGARH	23	3123	281.061	2	180	1.620	0	0	0.000	4	68	6.120	29	3371	288.800
25	NUAPADA	70	15390	1,385.054	1	98	0.882	5	500	44.999	3	100	9.000	79	16088	1,439.934
26	PURI	9	1647	148.225	8	471	4.239	0	0	0.000	15	675	60.748	32	2793	213.212
27	RAYAGADA	313	58174	5,235.485	0	0	0.000	11	1160	104.397	6	236	21.239	330	59570	5,361.121
28	SAMBALPUR	176	20446	1,840.079	-1	71	0.639	4	689	62.008	7	191	17.189	188	21397	1,919.915
29	SONEPUR	11	1906	171.534	0	0	0.000	6	600	53.998	6	166	14.940	23	2672	240.472
30	SUNDERGARH	377	50593	4,553.218	5	263	2.367	10	1000	89.997	17	712	64.078	409	52568	4,709.660
	TOTAL	3729	571451	51,428.876	102	6390	57.508	199	19695	1,772.491	302	13191	1,187.150	4332	610727	54,446.025



pdsodisha.gov.in/Institution/InstitutionEntry.aspx



Search



Select Theme [Colorful icons] | Select Language English [Dropdown] [A-] [A] [A+] [Up arrow]



FOOD SUPPLIES & CONSUMER WELFARE DEPARTMENT
GOVERNMENT OF ODISHA



Welcome: System Administrator [Logout]



OTPDS

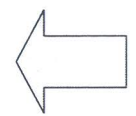
- Home Page
- Select Scheme
- Beneficiary Information
- MIS Reports
- My Profile
- Registration Center Info.

Institution Entry



Search

*District	: --Please Select--	▼	*Block	: --Please Select--	▼
*GP/Ward	: --Please Select--	▼	*School/Institution Type	: --Please Select--	▼
*School/Institution Name					
*Address	<input type="text"/>				
*Contact Name	<input type="text"/>				
*Year Of Establishment	<input type="text"/>				
*Present Capacity	<input type="text"/>				
			Email ID	<input type="text"/>	
			Contact No	<input type="text"/>	
			*Total Capacity	<input type="text"/>	
			*Management Type	: --Please Select--	▼



Save