

GOVERNMENT OF ODISHA
FOOD SUPPLIES & CONSUMER WELFARE DEPARTMENT

 No - EC-R-2/Pt/2016 2906 FS & CW Dated 9/2/ 2018
 OSWAS-09591400032016

From:

Shri D.K. Sahoo,
 AD (FS)-cum-Joint Secretary

To,

All Collectors

Sub: District-wise allotment of food grains (Rice & Wheat) for PHH and AAY families under NFSA for the month of **March, 2018.**

Madam/Sir,

I am directed to communicate the district wise allocation of **15,78,855.07 quintals of rice and 2,41,330.55 quintals of wheat** from Central Pool for distribution among the Priority Households (PHH) and Antodaya Anna Yojana (AAY) households under NFSA-2013 for the month of **March 2018** as per enclosed Annexure-I.

The above revised food grain allocations is based on the food grain combination of rice & wheat as opted by all PHH beneficiaries in 30 districts (out of the 5 Kgs entitlement per person per month). In case of AAY beneficiaries, the entire entitlement of 35 Kgs is rice only per household per month.

The closing balance quantity of rice & wheat for the allotment month of **January 2018** has been deducted from the allotment quantity of **March 2018.**

Distribution of stocks at FPS points should be made only through e-PoS devices. However, in case of any exigencies or in worst circumstances, manual mode of distribution should be resorted to only after due approval of concerned ADM, BDO/EO or CSO with proper justification. In such case, the stock/sales records must be kept for future reference/verification & the physical balance should be entered by Marketing Inspectors in the FPS portal for the concerned Fair Price Shop (FPS) at the end of the distribution.

THE DISTRICTS SHOULD ENSURE ENSURE 75% BIO-METRIC AADHAAR AUTHENTICATED TRANSACTIONS THROUGH E-POS WITH REFERENCE TO THE DISTRICT AADHAAR SEEDING PERCENTAGE.

Online Allotment Orders are being generated District wise for both PHH & AAY beneficiaries as per details in the newly issued ration cards. The District Civil Supplies Officer is to generate/download Fair Price Shop wise allotment order from the system in CSO login of OTPDS URL www.pdsodisha.gov.in (Allotment under NFSA link given in MIS Report section) for each Block and ULB and communicate it to the concerned BDOs/Sub Collectors/ADMs with copy to EO of ULBs for further action at their level. Concerned Blocks & ULBs can also download the Allotment Order in their respective RCMS login in above OTPDS URL. The FPS-wise Sales Registers have also been generated as per the above allocations and made available in the [linkhttp://164.100.141.68/TPDSTest/TPDS/Reports/SalesRegisterReport.aspx](http://164.100.141.68/TPDSTest/TPDS/Reports/SalesRegisterReport.aspx) for the Blocks and ULBs to download and use during manual transaction if any. The FPS-wise Sales Register has also been made available for download in the e-PoS devices to carry out distribution of food grain entitlement of beneficiaries. This should be downloaded in PoS device after 1st date of the allotment month and distribution should be made accordingly through PoS device.

As per the provision of NFSA-2013 and as per decision of Government of Odisha, the PHH beneficiaries are entitled to get **5 (Five) Kilograms** of food grain (rice, wheat or combination of both) per person per month @ **Re.1/- per Kg.** The AAY beneficiaries will continue to get **35 Kgs** of rice per household per month @ **Re. 1/- per Kg.** The food grains (rice or wheat or both) shall be distributed to the PHH & AAY households against new ration cards issued under NFSA-2013 at the above prescribed rates.



- I. The per card entitlement of food grains (rice, wheat or combination of both) @ 5 kg per person per month @ Re 1/- per kg shall be distributed to the priority house hold (PHH) under NFSA 2013.
- II. Per Card entitlement of food grains will not be reduced below the prescribed allotment. Minimum 25% verification of sale will be conducted by the Inspector of Supplies/ACSO in charge of the Block/ULB every month.
- III. The distribution of food grains may be undertaken as per the dateline mentioned in the table below during which all the dealers will keep their shops open and keep sufficient stock for the Consumers.
- IV. If any entitled/eligible ration card holder fails to receive his/her quota of PDS commodities on the fixed days of distribution, he/she may be allowed to receive the same till the end of the month.
- V. All the PDS distribution should be completed as per the dateline mentioned in table below. Undistributed allotment of food grains will be considered as Opening Balance while finalising the allotment for for next allotment month.
- VI. Certificate of GPLAC or WLAC will be obtained on proper distribution of food grains every month and submitted to the BDO/Sub Collector/ADM under counter signature of Inspector of Supplies/ACSO as per Annexure-1 of DSS Guidelines.
- VII. Out of the total allotment in favour of Gajapati district, the allotment for Garadama GP under Mohana Block of Gajapati district is diverted to Rayagada district for distribution among the PHH & AAY beneficiaries of the above GP. The CSO, Rayagada is requested to ensure lifting of the above quantities of rice and wheat from Gudari Block for smooth distribution among the genuine beneficiaries of Garadama GP under Mohana Block of Gajapati district. (Details of Garadama GP allotment & number of beneficiaries can be downloaded from RCMS CSO login under "Allotment under NFSA" link)

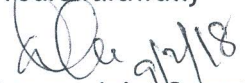
DATELINE FOR SUPPLY CHAIN OPERATION

Sl No	Activities	Dateline
1	Deposit of cost of wheat with FCI by CSO-cum-DM	By 20 th February 2018
2	Lifting of allotted wheat from FCI by CSO-cum-DM	By 28 th February 2018
3	Arrangement of allotted quantity of Rice in RRC-cum-DSCs by CSO-cum-DM	By 28 th February 2018
4	Lifting & delivery of allotted quantity of food grains to FPSs through L-II Contractors	By 28 th February 2018
5	Distribution of Rice & Wheat by Fair Price Shops through e-PoS	From 1 st to 15 th March 2018
6	Sales Data upload from e-PoS devices	From 1 st to 15 th March 2018 on a Daily basis in PoS and CB entry in FPS Portal, by 16 th March 2018

Copies of sub-allocation may be made available to concerned MPs/ MLAs/Chairpersons of Blocks/ULBs for their kind information under intimation to this Department.

You are requested to ensure distribution of food grains to the genuine ration card holders.

Yours faithfully


AD (FS)-cum- Joint Secretary

FAX/POST

Memo No:

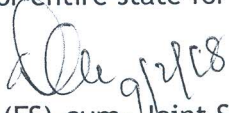
2907

Dated

9/2/2018

Copy along with copy of annexure forwarded to General Manager, F.C.I., Bhubaneswar/All Area Managers, F.C.I. for information and necessary action.

He is requested to release **15,78,855.07 quintals of rice and 2,41,330.55 quintals of wheat** for the Priority House Holds and AAY families under NFSA for entire state for the month of March, 2018.


AD (FS)-cum- Joint Secretary

FAX/POST

Memo No:


2908

Dated

9/2/2018

Copy along with the copy of Annexure forwarded to M.D., Odisha State Civil Supplies Corporation Ltd., C/2, Nayapalli, Bhubaneswar for information and necessary action. He is requested to ensure the lifting of allotted quantity of rice and wheat by the dateline mentioned above positively and instruct all the CSO-cum-DMs to utilize the allotted quantity as per Annexure and release the same on revised cost and arrangement.

As per the request of CSO, Gajapati, necessary arrangement may be made to ensure lifting & distribution of the allotted quantity of rice & wheat of Garadama GP under Mohana Block of Gajapati district which has been diverted to Rayagada district.


AD (FS)-cum- Joint Secretary

FAX/POST

Memo No:

2909

Dated

9/2/2018

Copy along with the copy of Annexure forwarded to all C.S.O.-cum-D.M.s, Odisha State Civil Supplies Corporation Ltd/A.D.M., Bhubaneswar & Rourkela/the Member Secretary, Odisha State Food Commission, Toshali Bhawan, Bhubaneswar/all Project Directors-cum-DGROs for information and necessary action.


AD (FS)-cum- Joint Secretary

FAX/POST

Memo No:

2910

Dated

9/2/2018

Copy along with the copy of Annexure forwarded to the Joint Secretary (PD)/the Economic Advisor (NFSA& Plan Wing)/the Director (PD)/Under Secretary, Govt. of India, Ministry of Consumer affairs, Food and Public Distribution (PD), Krishi Bhawan, New Delhi for information and necessary action with a request to access the allocation on line in the transparency portal of the Department at [www.foododisha.in> Beneficiaries list of NFSA 2013 link > Allotment under NFSA link"] or [www.pdsodisha.gov.in > Allotment under NFSA link]


AD (FS)-cum-Joint Secretary

Memo No:

2911

Dated

9/2/2018

Copy along with the copy of Annexure forwarded to P.S to Minister, FS & CW, Odisha/P.S to Chief Secretary, Odisha/Principal P.S. to Principal Secretary to Government, FS&CW Deptt. for kind information of Hon'ble Minister, FS&CW, Odisha/Chief Secretary, Odisha/ Principal Secretary to Govt. FS & CW Deptt.


AD (FS)-cum- Joint Secretary

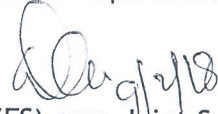
Memo No:

2912

Dated

9/2/2018

Copy along with the copy of Annexure forwarded to I & PR Department for wide publication and awareness of consumers.



AD (FS)-cum-Joint Secretary


Memo No:

2913

Dated

9/2/2018

Copy along with the copy of Annexure forwarded to NFSA Section/Enforcement Section/Food Security Section/State Enforcement Squad/Budget & Finance Section/Audit Section/Web site (Sri A.N. Prusty, ASO)/G.F (02 copies) for information and necessary action.



AD (FS)-cum-Joint Secretary

Annexure-I

District wise allotment of Food grains (Rice & Wheat) for PHH and AAY families under NFSA for the month of March, 2018

Sl No	District	Number of FPSs for which Allocation Made	Priority Households		Allotment in Quintal (@5 kg per person per month of Rice or Wheat or both, @Re. 1/- per kg)		AAY Households		Allotment in Quintal (@35 kg Rice per family per month, @Re. 1/- per kg)		Total Allotment in Quintal	
			No of Families	No. of Family Members	Rice	Wheat	No of Families	No. of Family Members	Rice	Rice	Wheat	
1	ANGUL	604	2,30,040	8,48,405	33,287.56	9,091.68	29,676	1,12,728	10,359.78	43,647.34	9,091.68	
2	BALASORE	1,113	3,84,813	15,36,796	56,341.83	20,394.98	74,481	3,00,450	25,989.44	82,331.27	20,394.98	
3	BARAGARH	271	2,90,031	10,17,505	44,206.79	6,199.37	48,816	1,52,733	16,909.12	61,115.91	6,199.37	
4	BHADRAK	522	2,41,980	9,81,159	35,294.74	13,685.15	39,971	1,45,812	13,943.53	49,238.27	13,685.15	
5	BOLANGIR	317	3,40,170	11,88,259	54,455.96	4,734.64	51,597	1,53,944	17,917.36	72,373.32	4,734.64	
6	BOUDH	69	85,708	3,01,305	13,604.56	1,450.22	15,728	53,451	5,497.58	19,102.14	1,450.22	
7	CUTTACK	1,042	4,25,654	16,29,067	54,468.53	26,672.12	44,602	1,65,598	15,502.09	69,970.62	26,672.12	
8	DEOGARH	71	58,701	2,14,031	8,805.00	1,785.33	12,920	46,548	4,442.19	13,247.19	1,785.33	
9	DHENKANAL	603	2,23,738	8,08,825	31,986.61	8,431.40	35,779	1,19,201	12,505.75	44,492.36	8,431.40	
10	GAJAPATI	172	1,06,857	4,21,572	19,674.39	1,006.47	20,017	60,088	6,879.81	26,554.20	1,006.47	
11	GANJAM	693	5,83,096	22,62,378	92,118.77	18,500.43	64,954	2,18,987	22,034.87	1,14,153.64	18,500.43	
12	JAGATSingHPUR	613	1,86,870	7,43,785	23,484.95	13,684.66	24,457	97,486	8,548.36	32,033.31	13,684.66	
13	JAJPUR	844	3,16,517	12,84,728	48,579.65	15,512.71	43,340	1,69,191	15,081.38	63,661.03	15,512.71	
14	JHARSUGUDA	157	98,562	3,62,467	13,955.03	3,926.63	7,679	23,703	2,652.49	16,607.52	3,926.63	
15	KALAHANDI	296	3,16,094	11,27,713	53,387.97	2,922.43	55,163	1,94,661	19,204.05	72,592.02	2,922.43	
16	KANDHAMAL	164	1,35,670	5,29,992	25,583.18	883.82	29,725	90,387	10,333.32	35,916.50	883.82	
17	KENDRAPARA	668	2,35,614	9,70,507	31,312.61	17,146.10	32,010	1,28,968	11,195.39	42,508.00	17,146.10	
18	KEONJHAR	409	3,32,522	13,11,836	57,930.98	7,515.04	53,525	1,89,694	18,678.75	76,609.73	7,515.04	
19	KHORDHA	558	3,32,149	12,67,780	45,651.16	17,054.88	38,439	1,42,382	13,275.09	58,926.25	17,054.88	
20	KORAPUT	379	2,73,016	9,88,863	48,822.47	234.42	64,168	1,93,671	22,170.05	70,992.52	234.42	
21	MALKANGIRI	116	1,23,415	4,72,423	23,140.19	462.18	25,186	74,163	8,524.47	31,664.66	462.18	
22	MAYURBHANJ	509	4,77,426	18,30,365	82,884.15	8,380.54	99,412	3,22,102	34,438.13	1,17,322.28	8,380.54	
23	NAWARANGPUR	195	2,47,131	9,22,899	45,542.36	504.87	50,312	1,64,906	17,424.50	62,966.86	504.87	
24	NAYAGARH	298	1,70,823	6,27,421	24,614.25	6,696.69	28,412	99,849	9,900.62	34,514.87	6,696.69	
25	NUAPADA	134	1,21,077	4,39,524	20,168.39	1,742.47	24,914	79,014	8,676.86	28,845.25	1,742.47	
26	PURI	729	2,71,751	10,69,706	39,817.94	13,466.71	37,928	1,43,447	13,220.38	53,038.32	13,466.71	
27	RAYAGADA	233	1,91,482	6,82,822	34,061.58	63.47	45,039	1,40,602	15,565.88	49,627.46	63.47	
28	SAMBALPUR	226	1,84,844	6,76,086	28,419.37	5,091.76	28,786	91,004	9,857.46	38,276.83	5,091.76	
29	SONEPUR	119	1,13,822	3,98,647	17,486.93	2,271.83	23,483	84,684	8,074.72	25,561.65	2,271.83	
30	SUNDERGARH	453	3,68,205	13,75,678	55,940.96	11,817.55	43,627	1,37,778	15,022.79	70,963.75	11,817.55	
	Total	12,577	74,67,778	2,82,92,544	11,65,028.86	2,41,330.55	11,94,146	40,97,232	4,13,826.21	15,78,855.07	2,41,330.55	