

ED  
Fax/ Post  
Urgent/ E-Despatch

**GOVERNMENT OF ODISHA**  
**FOOD SUPPLIES & CONSUMER WELFARE DEPARTMENT**

No- EC-S-7/13 6662 / FS& CW, Dated 2.4.13

From:

Shri Ananta Charan Nayak, OAS(SAG)  
Additional Secretary to Government.

To

The Managing Director,  
Odisha State Civil Supplies Corporation Ltd., BBSR.

Sub:-

**Allocation of levy sugar for each month of April, 2013 to May, 2013.**

Sir,

I am directed to communicate the district wise break up of 8707 MT of levy sugar under Public Distribution System for each month of April, 2013 to May, 2013 for distribution among the BPL and AAY families of the State as per the statement (enclosed). The allocation also includes a quantity of 30.3 MT for CRPF, 2.1 MT for NDRF, 3.6 MT for BSF for each month of April, 2013 to May, 2013.

The allotted stock of levy sugar may be supplied to the BPL and AAY families @ 2 kg. per card per month (subject to availability) @ Rs. 13.50 per Kg. Block/ NAC/ Municipality wise distribution may be made immediately under intimation to M.Ps/ M.L.A.s/ Chairman of Panchayat Samities & Municipalities as well as to this Department. Please ensure complete lifting of stock expeditiously to avoid lapse of State quota. The B.D.Os/ Sub-Collectors may be instructed to communicate the dealer-wise allotment to the G.Ps and concerned retailers for information of General Public. Intensive measures be undertaken to make available of levy sugar at the prescribed scale to genuine consumers and stringent action to be taken against the offending retailers indulging in black marketing and charging higher premium.

You are, requested to distribute sugar based on allotment.

Yours faithfully,

  
Additional Secretary to Government,




BY FAX/ POST

Memo No- 6663 / Bhubaneswar, dt- 2.4.13

Copy forwarded to A.D.M., Bhubaneswar/ All Civil Supplies Officers-cum-D.Ms, OSCSC, Ltd., for information and necessary action.


You are requested to reduce the quota according to the number of Ration Cards cancelled during campaign from November, 2010 to December, 2010, at the time of making sub-allocation to the blocks and ULBs of the districts.

  
Deputy Secretary to Government.

BY FAX/ POST


Memo No- 6664 / Bhubaneswar, dt- 2.4.13

Copy forwarded to the Director, I & P.R. Department for information and necessary publicity for the consumer of the State.

  
Deputy Secretary to Government.


Memo No- 6665 / Bhubaneswar, dt- 2.4.13

Copy forwarded to the P.S. to Chief Minister, Odisha/ O.S.D to Chief Secretary, Odisha/ P.S. to Minister, F.S. & C.W./ P.S. to Commissioner-cum-Secretary, F.S. & C.W. Department for information of Hon'ble Chief Minister Odisha/ Chief Secretary, Odisha/ Hon'ble Minister, F.S. & C.W./ Commissioner-cum-Secretary to Government, F.S. & C.W. Department.

  
Deputy Secretary to Government.


Memo No- 6666 / Bhubaneswar, dt- 2.4.13

Copy forwarded to P & L Section/ Enforcement Section/ Enforcement Squad/ Web site (Sri A Prusty, Sr. DEO)/ M.I. Section/ F.S. Section/ I.M.U Section/ Computer Cell for information and necessary action.

  
Deputy Secretary to Government.


Memo No- 6667 / Bhubaneswar, dt- 2.4.13

Copy forwarded to Deputy Director (Sugar Control), Government of India, Ministry of CAF & P.D., Department of Sugar & Edible Oils, Directorate of Sugar, Krishi Bhawan, New Delhi for information.

  
Deputy Secretary to Government.

Memo No- 6668 / Bhubaneswar, dt- 2.4.13


Copy to Guard file for information (5 copies).

  
Deputy Secretary to Government.



**Allotment of Levy sugar for each month of**  
**April, 2013 to May, 2013.**

Sl. No.	Name of the District.	Allotment of Sugar (Fig. in MT)	Sl. No.	Name of the District.	Allotment of Sugar (Fig. in MT)
1	Angul	222.241	18	Keonjhar	429.844
2	Balasore	461.416	19	Khordha	283.492
3	Bargarh	312.461	20	Koraput	431.882
4	Bhadrak	268.974	21	Malkangiri	176.272
5	Bolangir	381.614	22	Mayurbhanj	679.497
6	Boudh	130.629	23	Nabarangpur	283.902
7	Cuttack	386.232	24	Nayagarh	240.765
8	Deogarh	82.315	25	Nuapada	191.824
9	Dhenkanal	235.771	26	Puri	330.876
10	Gajapati	135.304	27	Rayagada	257.685
11	Ganjam	606.395	28	Sambalpur	214.335
12	Jagatsinghpur	170.245	29	Sonepur	147.294
13	Jajpur	342.795	30	Sundargarh	374.689
14	Jharsuguda	75.962	31	CRPF	30.3
15	Kalahandi	351.940	32	NDRF	2.1
16	Kandhamal	210.871	33	BSF	3.6
17	Kendrapara	253.478			
				<b>TOTAL=</b>	<b>8707</b>

  
 Deputy Secretary to Government.